

# Term 1 in Year 4



We are very proud of how well Year 4 have worked over the past term.

Have a look at the following slides to see some examples of their amazing work!

Well done to all.

Celebrating Year  
4's Learning




Throughout term 1, the children have been focusing on the epic poem, of Beowulf which was rewritten by Michael Morpurgo.

The children have created their own description of one of the characters - Grendel. Within the unit of learning, we have also focused on non-chronological texts, where the children have produced their own based on the Anglo-Saxons. The children used Chromebooks to research Anglo-Saxon foods, houses, clothing and Runes.

READING

MICHAEL  
MORPURGO  
Beowulf



Illustrated by  
MICHAEL FOREMAN

Wednesday 27th September 2023  
TIPAT: draft a non-chronological report  
All about the Anglo-Saxons

Have you ever wondered what it would be like to travel back in time to the period of the Anglo-Saxons? Well you have come to the right place. Come on read on to find out about the Anglo-Saxons!

What did the Anglo-Saxons eat?

They ate vegetables we eat today including Onions, parsnips and Cabbage.

Their favourite meat is wild boar and deer.

How did the Anglo-Saxons write?

The Anglo-Saxons did not use letters they used runes. And Runes means Secret.

Did you know?  
A rune is a little picture.

What did they wear?

Wednesday 27th September 2023  
TIPAT: draft a non-chronological report

Anglo-Saxons

The Anglo-Saxons lived in Britain and they used a language called Old English. They were Christians. In 410 AD and 1066 AD. But at that time they were not Christians and they were not like we are today. They were not like we are today.

Food  
The Anglo-Saxons loved vegetables because they were healthy. They ate wild boar and deer. They ate wild boar and deer. They ate wild boar and deer. They ate wild boar and deer.



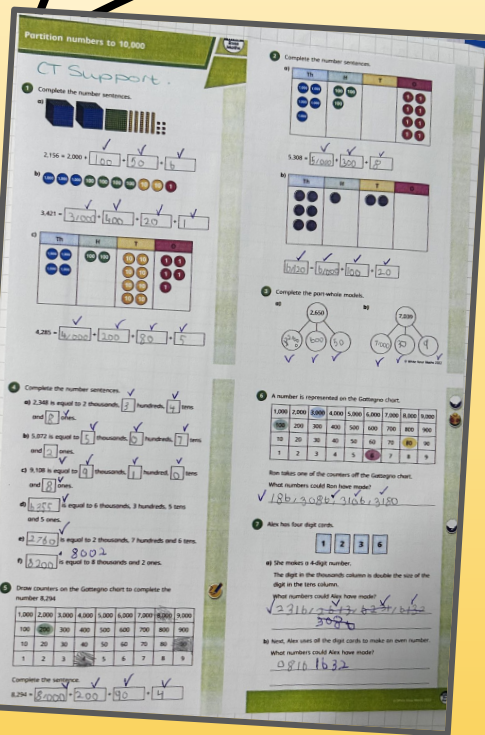
Anglo-Saxons  
In the 5th century there was one big house. It was made of wood and it was called a hall. The king lived in a small wood. The king lived in a small wood. The king lived in a small wood. The king lived in a small wood.

Celebrating Year  
4's Learning



Throughout the term, the children have focused on place value. We have spent time investigating four digit numbers and the value of these digits when they are partitioned.

We have had a big focus on multiplication skills and have been practising our 10 and 5 times tables, ready for the Multiplication Check at the end of the academic year.

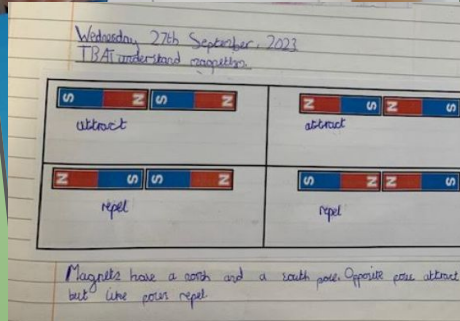







Celebrating Year  
4's Learning

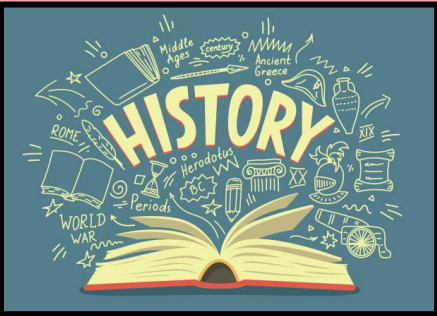


We had lots of fun learning about 'Forces and Magnets', investigating friction by comparing how objects move on different surfaces. We have been observing how magnets attract and repel each other and identified magnetic and non-magnetic materials. Look at our photos of our investigation to find out if the size of the magnet determines its strength.



Celebrating Year 4's Learning

Monday 16th September  
 14th October the year 4  
 individual lessons - to make  
 ? what inspired the two  
 ? are both amazing ?



Monday 15th September 2023  
15th September the events after the Roman withdrawal lesson  
What happened in the last years after the Roman withdrawal?

- The Picts and Scots saw an opportunity to invade Britain.
- Vikings raided Britain and killed many people & grabbed their land.
- English, Saxons and Jutes invade Britain rather than depending upon as they could soon capture the land, the Saxons still to Germany and we had fertile land.
- England split into seven kingdoms: East Angles, Essex, Kent, Mercia, Northumbria, Wessex and West Saxons.

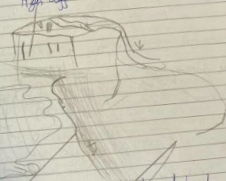
Monday 25th September 2023  
25th September how the geography of Britain helped to hinder the invasion lesson  
5 - Geography of invasion timeline

The geographical features

Britain is surrounded by seas and oceans. Attackers would need a well coordinated fleet. It took a ships to navigate these stormy and dangerous seas.

The British coastline has many rocky bays, inlets and high cliffs making it hard for invaders.

High dss



Rocky shore. Natural harbour.

There are many mountain ranges in Britain which makes it very difficult.

The British coastline has many bays and inlets, making it hard for invaders.

A pencil sketch on lined paper depicting a landscape. In the upper left, a small building with a chimney sits atop a hill. A winding path or road leads from the foreground towards the building. The foreground is dominated by a body of water, possibly a lake or a wide river, with some reeds or grasses visible along the shore. The drawing is done in a simple, expressive style with light pencil lines.

Rocky shore. Natural harbour.

Monday 25<sup>th</sup> September 2023  
 1. B.A. explore how the geography of Britain is an integral part of its history.  
 Lesson 5 - Geography of Britain timeline  
 The geographical features

but some things help invaders like mice  
but if we could...

Topic: Explore the impact of the Anglo-Saxons on Britain

impact of any low - Swamp invasion:  
it took other land down where sand  
minication was taken

- 1 I wish to Anglo-Saxons kingdoms.
- 1 They moved from the Museum and to AS to Briton ENGLAND
- 2 Impact of Anglo-Saxon invasion:
- 2 They took other word from where word communication was different - was held.
- 2 With Saxons distinct they were mostly and

Onsealences means if you lose a label you will lose lands. King of a Kilt a diff to save their land from the

- Subling boudle
- Rain ham
- Grilling meat

the ship's Michael. And the boat was very  
big. The ship's Michael. The ship's Michael is  
the Michael. Michael is the ship's Michael.

Saw her was only a robot.  
I told her that she left it so that  
can you it in the about it.

100

During our History lessons this term, we have learnt about the impact of the Romans' withdrawal from Britain. We then learnt about how when the Anglo-Saxons came to settle in Britain.

The children have also gained a good understanding of historic burial sites throughout the UK and key artefacts that would have been used. We have also focused on traditions and customs that would have been followed during this period in history.



Celebrating Year  
4's Learning



This term in art, we have been exploring drawing.

The children have learnt drawing techniques such as cross hatching, stippling, variation of lines, as well as colouring techniques including burnishing, blending and block colouring.

We used these new skills and techniques to draw from observation, including still life objects and on location drawing.

The children also learnt about the female american artist, Georgia O'Keeffe.


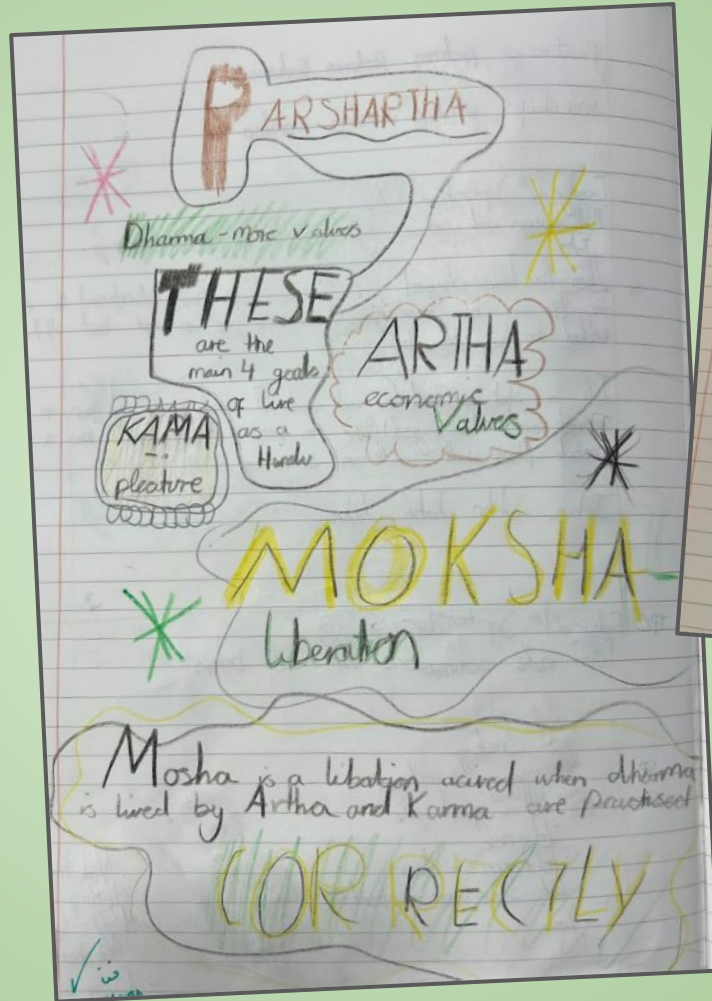


Celebrating Year  
4's Learning

# RELIGIOUS EDUCATION

This term in R.E. we have been learning about the Hindu Faith.

We have learnt about the religious teachings of Hinduism, traditional customs that are followed within the religion, how festivals are celebrated.









Celebrating Year  
4's Learning

# HOME LEARNING

We have been very impressed with the home learning that is being produced across year 4! We have received some amazing pieces - thank you for completing this with such amazing efforts!







Well done!  
Well done to all of you for working so hard in  
Term 1.

We are very proud of you!

Miss Rowson, Miss Hornett & Miss Owens  
And all of the adults in Year 4.